



Cambia Automation Limited

Honeywell 51309355-001 Datasheet

Contact Email: sales@cambia.cn

Cambia Group

2018/12/11

Enhance the Value of Your Installed Automation Systems

Powerful Solution for Honeywell TDC 3000® Migration

Automation systems that leverage state-of-the-art technology and practices can improve the overall financial performance of a manufacturing facility. However, replacing any older process control system with a newer generation system can be capital intensive. Siemens can help migrate your current TDC 3000 DCS and have your plant back in operation, usually in less than a day, without any modification or rework to the field instrumentation wiring.

Reduce Total Cost of Ownership

One common problem facing manufacturers is reliance on older systems with diminishing installed base and inadequate technical support from the supplier. Such legacy automation systems rely on dated technology, and replacement parts and components can be difficult, if not impossible, to obtain.

Often, effective vendor-supplied training and technical support resources diminish quickly. Siemens helps manufacturers manage their migration to current automation products and systems. As a result of such system migration, Siemens customers realize:

- Improved production throughput
- Reduced training requirements
- Improved time to market
- Improved operator efficiency
- Reduced maintenance risk
- Decreased cost on replacement parts
- Reduced cycle time
- Minimized IT support costs

Improve Return on Investment

We help reduce the risk to manufacturing operations while improving your bottom line. Siemens applies unmatched expertise in

migration strategies and implementation to your automation systems. Above all, we want to improve the productivity and profitability of your company. The end result of our migration strategy for process automation is a field-proven and globally accepted process control system that leverages the latest in innovative technology. Siemens works closely with you to devise a migration plan tailored to your needs that best meets your plans, schedule, and budget. This allows you to replace your existing system in a stepwise approach with minimal impact to your operations.

Honeywell

We offers migration strategies from the Honeywell TDC 3000 to the SIMATIC® PCS 7 process control system to bring the latest control technology to your plant while minimizing the down time required to change systems.

process
AUTOMATION SYSTEMS



To avoid lost production, the cutover or migration from an existing control system to a new system has to be accomplished in the shortest time possible with minimal impact to manufacturing operations. One of the most time-consuming tasks in a typical migration project is reworking the field instrumentation wiring over to the new system. Siemens offers several solutions to help you manage this challenge.

Avoid Field Rewiring

Leaves your field wiring and original Honeywell field termination assembly (FTA) cabinets in place and simply replaces the old FTA boards with new Siemens FTA boards. The Siemens FTA boards are the same size and have the same

terminal blocks and mounting hole dimensions as the old Honeywell FTA boards. The original, wired terminal blocks are plugged into the new FTA boards which are in turn connected to PCS 7 I/O modules in a new cabinet. This strategy eliminates the time and high cost of rewiring the field devices.

Reduce Production Downtime








Replacement Field Termination Assembly (FTA) boards and interconnect cables are available to support this migration solution. The new cables plug into matching PCS 7 I/O modules, duplicating the original control system hardware. From this point, the system can now utilize all the latest process control technology from Siemens. Technology such as the Siemens PCS 7 process control system hardware, using

the powerful S7-400 controller and the the PCS 7 Windows®-based operator station. The PCS 7 system can be quickly brought online and production resumed in usually one day.

Speed Checkout and Startup

Since the I/O is unchanged, the original control program and screen displays can be manually duplicated in the new system, updated, and tested prior to the changeover. To complete the migration, the original Honeywell control cabinet is replaced with the PCS 7 controller and I/O cabinet. Using your proven control strategy and undisturbed field devices, system checkout and startup is efficient and goes quickly.

Module Description

16-Channel Analog Input Volts, mA	8-Channel Analog Output Volts, mA	32-Channel Discrete Input 24 Vdc	32-Channel Discrete Input 120 Vac	16-Channel Discrete Output 24 Vdc	16-Channel Discrete Output 120 Vac	16-Channel Relay Output 120 Vac
						
Honeywell TDC 3000 FTA – MU-TAIH01, 02, 03 Siemens PCS 7 FTA – 6EQ2012-1BA10-3BA0	Honeywell TDC 3000 FTA – MU-TAOX01, 02 MU-TAOY22, 23 Siemens PCS 7 FTA – 6EQ2012-1BB10-2BA0	Honeywell TDC 3000 FTA – MU-TDID12 Siemens PCS 7 FTA – 6EQ2012-1BC11-4BA0	Honeywell TDC 3000 FTA – MU-TDIA12 Siemens PCS 7 FTA – 6EQ2012-1BC21-4BA0	Honeywell TDC 3000 FTA – MU-TDOD11, 12, 13, 14 Siemens PCS 7 FTA – 6EQ2012-1BD11-3BA0	Honeywell TDC 3000 FTA – MU-TDOA11, 12, 13 Siemens PCS 7 FTA – 6EQ2012-1BD21-3BA0	Honeywell TDC 3000 FTA – MU-TDOR12, Y23 Siemens PCS 7 FTA – 6EQ2012-1BD32-3BA0

Migrating your Honeywell system to current technology can be faster, easier, and more economical than you think. Contact now.

Cambia Automation Limited

Tel: 86-13599507613

www.cambiapl.com